



NATA LIGHTING CO.,LTD.
www.nata.cn
Email:info@nata.com
Tel:+86-750-3770000 Fax:+86 750 3771111
Address:Address:380JinOu Road,GaoXin Zone,Jiang Men City,Guangdong,China

Nata

Client:

LumCAT: 2-2751-L

Luminaire: 92.70.411.00

Report No: 2024906-B019

Ballast type: AC

Test No: 2024906-C019

Voltage(V): 34.170

LampCAT: NICHIA NFCWJ108B-V3

Current(A): 0.563

Lamp flux(lm): 2557.0

Power (W): 19.230

Number of Lamps: 1

PF: 0.000

Length(mm): 0

Width(mm): 0

Phm Type: C

Height(mm): 0

Photometric Results

Lumens(lm): 2395.05, Efficiency(%): 93.67% , Luminous Efficacy(lm/W): 124.55

Central intensity(cd): 11569.700, Maximum intensity(cd): 11569.700

Angle of maximum intensity: C=0.0 γ =0.0

Beam Angle(50%Imax): [C0/180]Total=18.8

[C90/270]Total=18.8

Field angle(10%Imax): [C0/180]Total=48.6

[C90/270]Total=48.6

Maximum s/h(1/2): C0_180=0.32 C90_270=0.32

Maximum s/h(1/4): C0_180=0.35 C90_270=0.35

Up flux rate of lamp(%): 0.00%

Down flux rate of lamp(%): 93.67%

Up flux rate of LUM(%): - -

Down flux rate of LUM(%): 100.00%

CIE Type : Direct lighting

Output flux ratio in π solid angle : 99.031%

Equipment: GMS 1800
Temperature(°C): 25.0

Date: 2024/9/6
Humidity(%): 60.0%

Operator: NT
Distance(m): 7.25

$\gamma(^{\circ})$	Average I(cd)	Zonal F(lm)	Sum F(lm)	Eff Flux(%)	Eff Sum(%)
0.0	11569.703	0.000	0	0.00%	0.00%
1.0	11403.914	10.992	10.992	0.43%	0.46%
2.0	11328.454	32.628	43.62	1.28%	1.82%
3.0	10840.773	53.022	96.642	2.07%	4.04%
4.0	10189.267	70.394	167.036	2.75%	6.97%
5.0	9692.624	85.531	252.567	3.34%	10.55%
6.0	8802.353	97.196	349.763	3.80%	14.60%
7.0	7983.882	104.192	453.955	4.07%	18.95%
8.0	7042.205	107.539	561.493	4.21%	23.44%
9.0	6127.625	106.734	668.228	4.17%	27.90%
10.0	5326.152	103.652	771.88	4.05%	32.23%
11.0	4637.629	99.559	871.439	3.89%	36.38%
12.0	3981.990	94.225	965.664	3.68%	40.32%
13.0	3506.037	88.864	1054.528	3.48%	44.03%
14.0	3173.060	85.492	1140.02	3.34%	47.60%
15.0	2860.445	82.831	1222.85	3.24%	51.06%
16.0	2516.929	78.794	1301.644	3.08%	54.35%
17.0	2227.027	73.876	1375.52	2.89%	57.43%
18.0	2046.298	70.458	1445.978	2.76%	60.37%
19.0	1887.013	68.432	1514.409	2.68%	63.23%
20.0	1676.166	65.216	1579.625	2.55%	65.95%
21.0	1529.142	61.548	1641.174	2.41%	68.52%
22.0	1399.017	58.843	1700.016	2.30%	70.98%
23.0	1296.500	56.559	1756.576	2.21%	73.34%
24.0	1179.956	54.144	1810.72	2.12%	75.60%
25.0	1097.111	51.776	1862.495	2.02%	77.76%
26.0	1035.389	50.338	1912.833	1.97%	79.87%
27.0	962.071	48.868	1961.702	1.91%	81.91%
28.0	891.335	46.924	2008.626	1.84%	83.87%
29.0	818.858	44.743	2053.369	1.75%	85.73%
30.0	732.610	41.889	2095.259	1.64%	87.48%
31.0	651.039	38.505	2133.764	1.51%	89.09%
32.0	570.132	34.985	2168.749	1.37%	90.55%
33.0	485.073	31.087	2199.835	1.22%	91.85%
34.0	399.876	26.781	2226.617	1.05%	92.97%
35.0	335.730	22.845	2249.462	0.89%	93.92%
36.0	277.484	19.525	2268.987	0.76%	94.74%
37.0	209.606	15.886	2284.873	0.62%	95.40%

$\gamma(^{\circ})$	Average I(cd)	Zonal F(lm)	Sum F(lm)	Eff Flux(%)	Eff Sum(%)
38.0	150.677	12.026	2296.899	0.47%	95.90%
39.0	122.392	9.321	2306.219	0.36%	96.29%
40.0	82.549	7.148	2313.367	0.28%	96.59%
41.0	65.434	5.270	2318.636	0.21%	96.81%
42.0	55.775	4.404	2323.04	0.17%	96.99%
43.0	50.381	3.932	2326.972	0.15%	97.16%
44.0	45.775	3.629	2330.602	0.14%	97.31%
45.0	42.411	3.389	2333.991	0.13%	97.45%
46.0	39.402	3.200	2337.19	0.13%	97.58%
47.0	36.551	3.021	2340.211	0.12%	97.71%
48.0	34.113	2.857	2343.068	0.11%	97.83%
49.0	32.149	2.721	2345.789	0.11%	97.94%
50.0	30.394	2.608	2348.396	0.10%	98.05%
51.0	28.975	2.512	2350.908	0.10%	98.16%
52.0	27.792	2.436	2353.344	0.10%	98.26%
53.0	26.945	2.381	2355.725	0.09%	98.36%
54.0	26.275	2.346	2358.071	0.09%	98.46%
55.0	25.775	2.323	2360.394	0.09%	98.55%
56.0	25.467	2.315	2362.71	0.09%	98.65%
57.0	25.072	2.311	2365.021	0.09%	98.75%
58.0	24.718	2.302	2367.323	0.09%	98.84%
59.0	24.126	2.283	2369.607	0.09%	98.94%
60.0	23.147	2.233	2371.84	0.09%	99.03%
61.0	22.057	2.157	2373.997	0.08%	99.12%
62.0	20.532	2.052	2376.049	0.08%	99.21%
63.0	18.693	1.908	2377.957	0.07%	99.29%
64.0	16.813	1.742	2379.699	0.07%	99.36%
65.0	14.731	1.561	2381.26	0.06%	99.42%
66.0	12.838	1.376	2382.636	0.05%	99.48%
67.0	11.163	1.207	2383.843	0.05%	99.53%
68.0	9.809	1.062	2384.905	0.04%	99.58%
69.0	8.798	0.949	2385.854	0.04%	99.62%
70.0	7.963	0.861	2386.715	0.03%	99.65%
71.0	7.319	0.790	2387.505	0.03%	99.68%
72.0	6.761	0.732	2388.237	0.03%	99.72%
73.0	6.340	0.685	2388.922	0.03%	99.74%
74.0	5.913	0.644	2389.567	0.03%	99.77%
75.0	5.512	0.604	2390.17	0.02%	99.80%

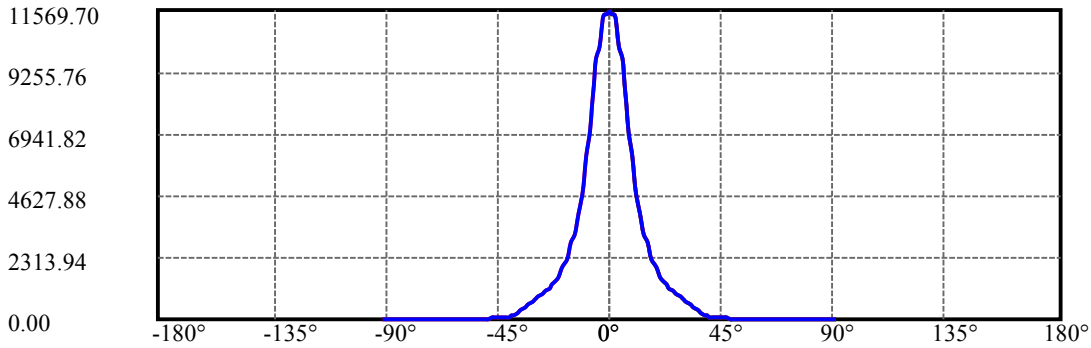
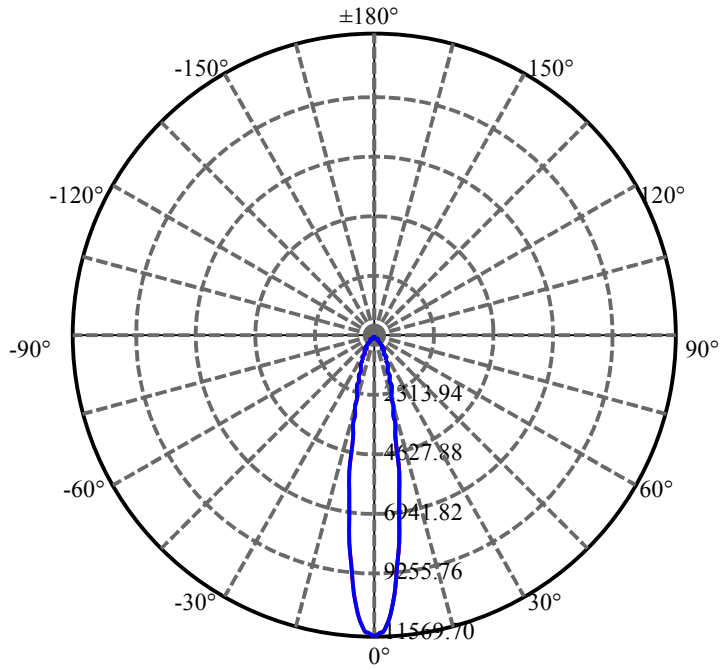
$\gamma(^{\circ})$	Average I(cd)	Zonal F(lm)	Sum F(lm)	Eff Flux(%)	Eff Sum(%)
76.0	5.184	0.568	2390.738	0.02%	99.82%
77.0	4.829	0.534	2391.272	0.02%	99.84%
78.0	4.442	0.496	2391.768	0.02%	99.86%
79.0	4.106	0.459	2392.227	0.02%	99.88%
80.0	3.771	0.425	2392.652	0.02%	99.90%
81.0	3.430	0.389	2393.042	0.02%	99.92%
82.0	3.068	0.352	2393.394	0.01%	99.93%
83.0	2.720	0.315	2393.709	0.01%	99.94%
84.0	2.385	0.278	2393.987	0.01%	99.96%
85.0	2.116	0.246	2394.232	0.01%	99.97%
86.0	1.840	0.216	2394.449	0.01%	99.97%
87.0	1.583	0.187	2394.636	0.01%	99.98%
88.0	1.327	0.159	2394.795	0.01%	99.99%
89.0	1.150	0.136	2394.931	0.01%	99.99%
90.0	1.051	0.121	2395.052	0.00%	100.00%

ZONAL LUMEN SUMMARY

Zone	Lumens	%Lamp	%Fixt
0-30	2095.26	81.94%	87.48%
0-40	2313.37	90.47%	96.59%
0-60	2371.84	92.76%	99.03%
0-90	2394.93	93.66%	99.99%
0-120	2394.93	93.66%	99.99%
0-180	2395.05	93.67%	100.00%
60-90	23.09	0.90%	0.96%
90-120	0.00	0.00%	0.00%
90-130	0.00	0.00%	0.00%
90-150	0.00	0.00%	0.00%
90-180	0.00	0.00%	0.00%
0-26.07	1916.04	74.93%	80.00%

ZONAL LUMEN SUMMARY

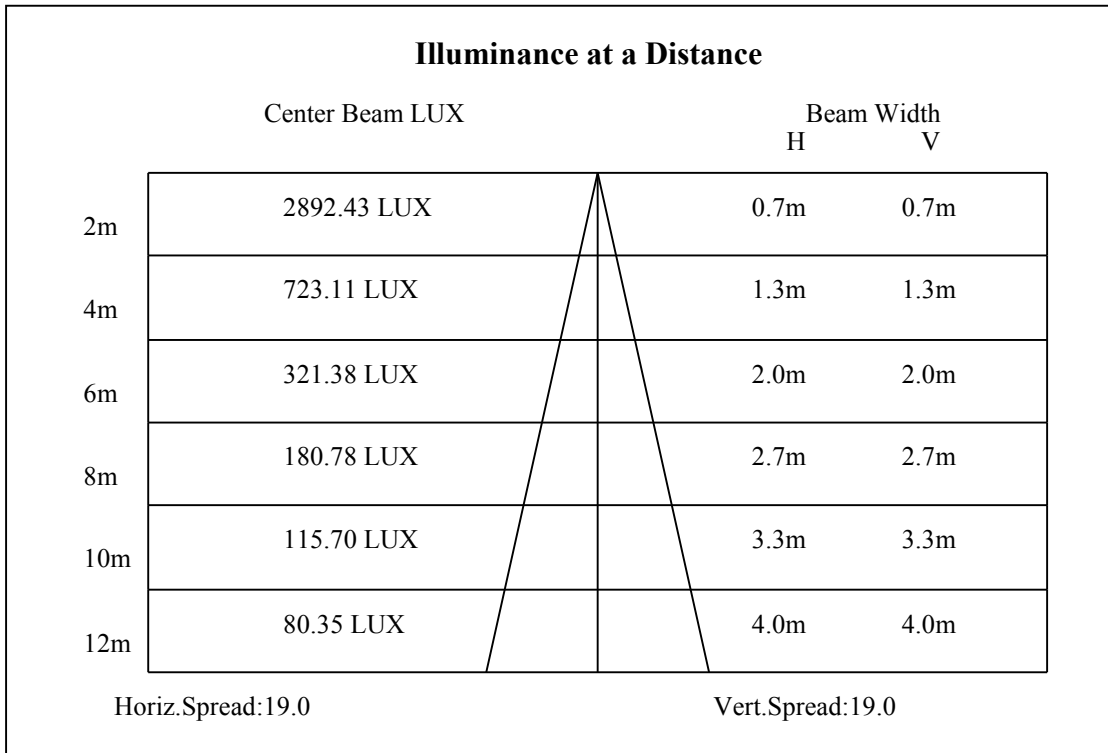
0-10	771.88
10-20	807.75
20-30	515.63
30-40	218.11
40-50	35.03
50-60	23.44
60-70	14.88
70-80	5.94
80-90	2.28
90-100	0.00
100-110	0.00
110-120	0.00
120-130	0.00
130-140	0.00
140-150	0.00
150-160	0.00
160-170	0.00
170-180	0.00

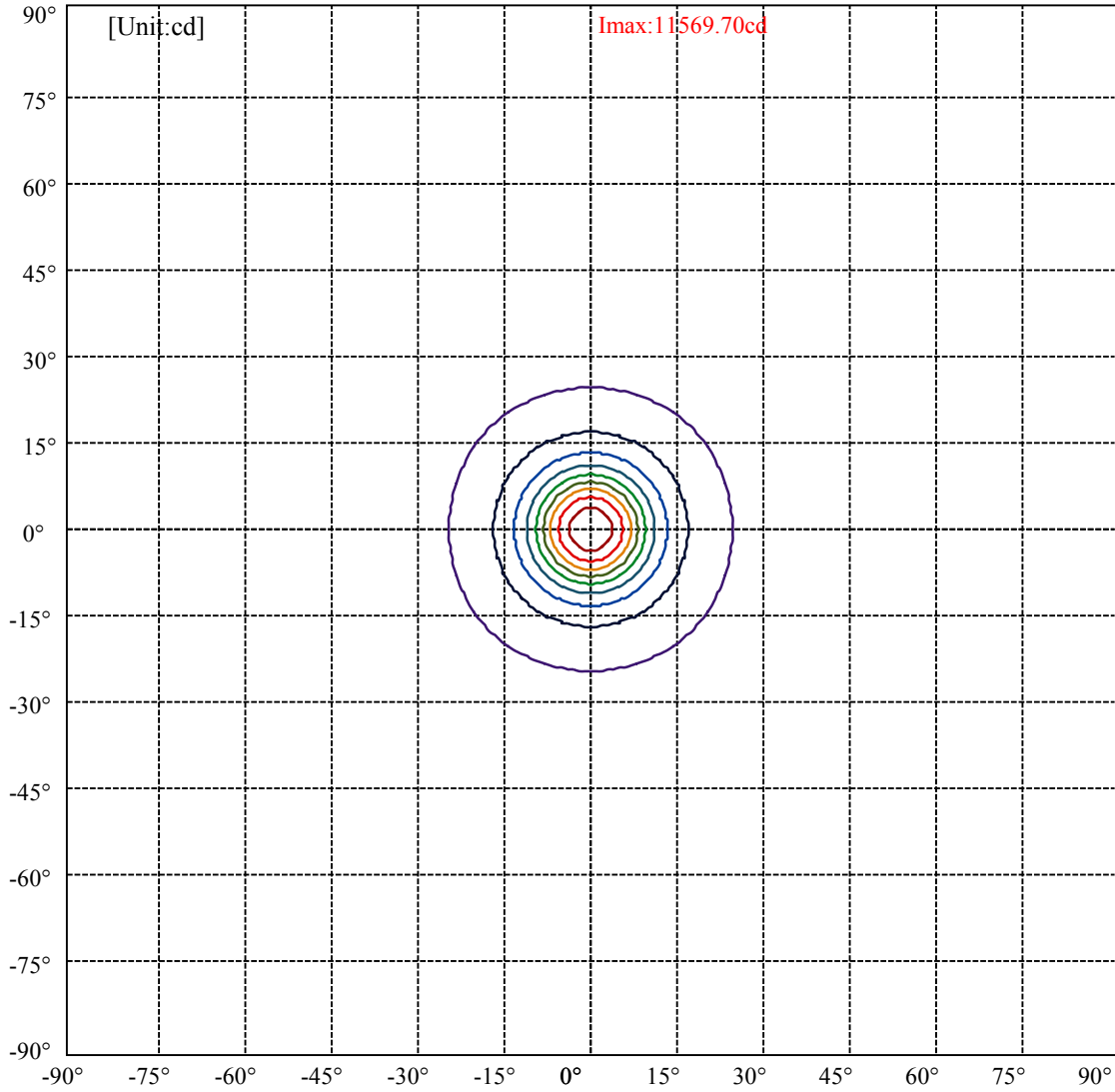


C0(Max): ———
C0/C180: ———
C90/C270: ———

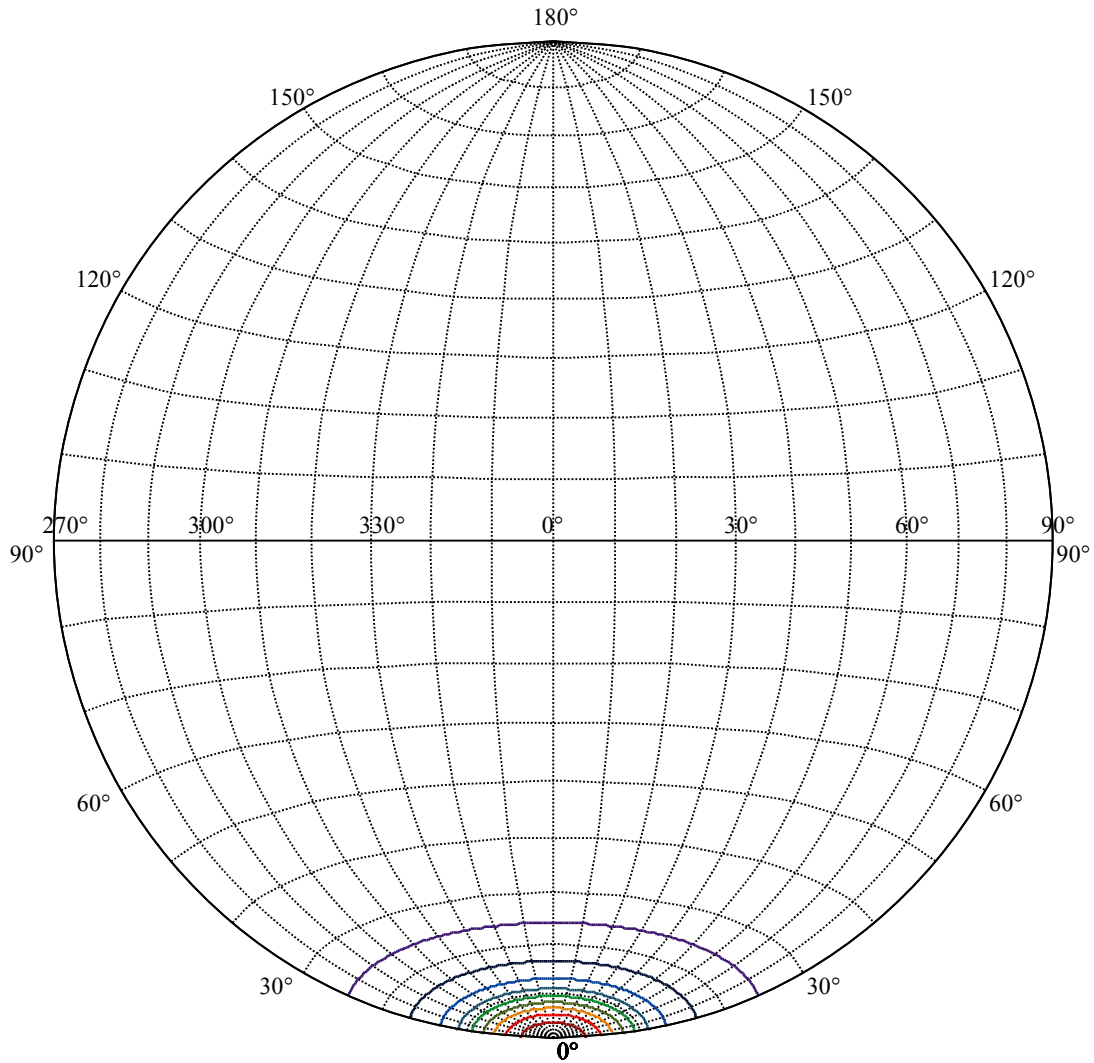
Field angle(10%Imax):C0/180Left:24.3 Right:24.3
:C90/270Left:24.3 Right:24.3

Beam Angle(50%Imax):C0/180Left:9.4 Right:9.4
:C90/270Left:9.4 Right:9.4





(10%Imax) 1156.97	—
(20%Imax) 2313.94	—
(30%Imax) 3470.91	—
(40%Imax) 4627.88	—
(50%Imax) 5784.85	—
(60%Imax) 6941.82	—
(70%Imax) 8098.79	—
(80%Imax) 9255.76	—
(90%Imax) 10412.7	—



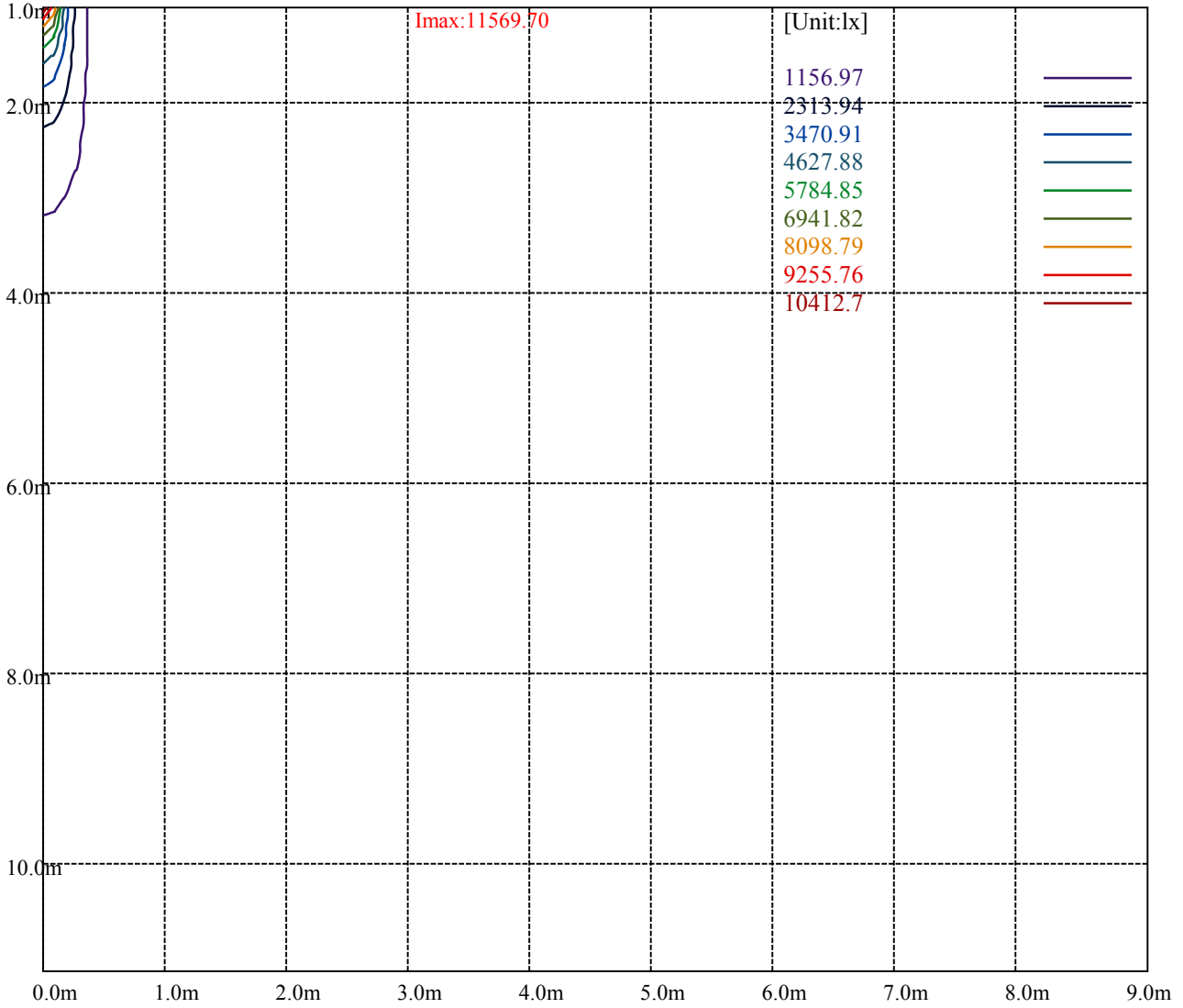
House

[Unit:cd]

Road

Imax:11569.70

(10%Imax)	1156.97	—
(20%Imax)	2313.94	—
(30%Imax)	3470.91	—
(40%Imax)	4627.88	—
(50%Imax)	5784.85	—
(60%Imax)	6941.82	—
(70%Imax)	8098.79	—
(80%Imax)	9255.76	—
(90%Imax)	10412.7	—



Luminance Table

γ	45	50	55	60	65	70	75	80	85
C0	0	0	0	0	0	0	0	0	0
C45	0	0	0	0	0	0	0	0	0
C90	0	0	0	0	0	0	0	0	0

L(Hor)(65)	L(Ver)(65)	L45(65)	L(Hor)(75)	L(Ver)(75)	L45(75)	L(Hor)(85)	L(Ver)(85)	L45(85)
0	0	0	0	0	0	0	0	0

Glare Table

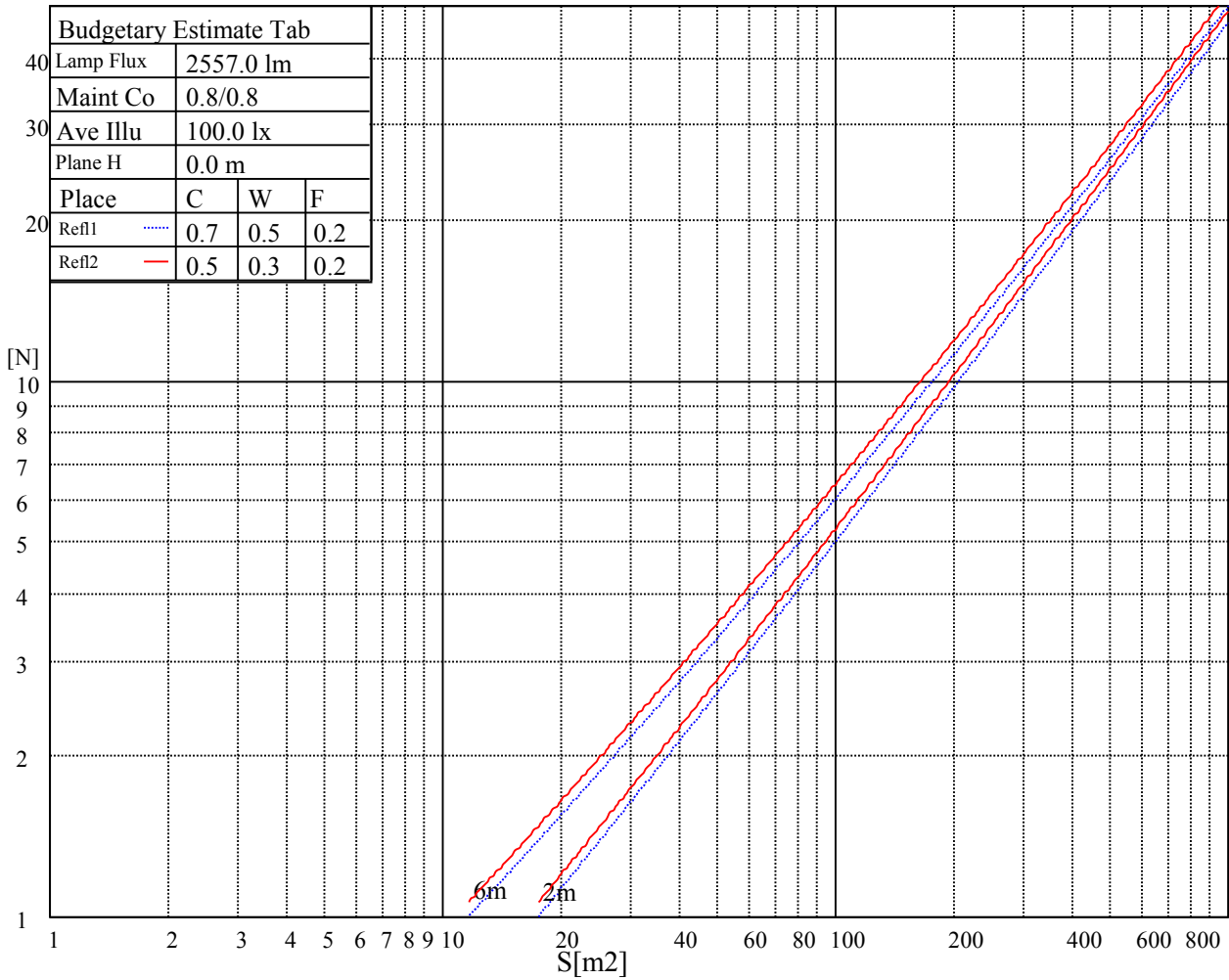
Glare	Quality	Service Values Illuminance(lx)							
1.15	A	2000	1000	500	<=300				
1.5	B		2000	1000	500	<=300			
1.85	C			2000	1000	500	<=300		
2.2	D				2000	1000	500	<=300	
2.55	E					2000	1000	500	<=300
		a	b	c	d	e	f	g	h

Luminance Limiting Curve

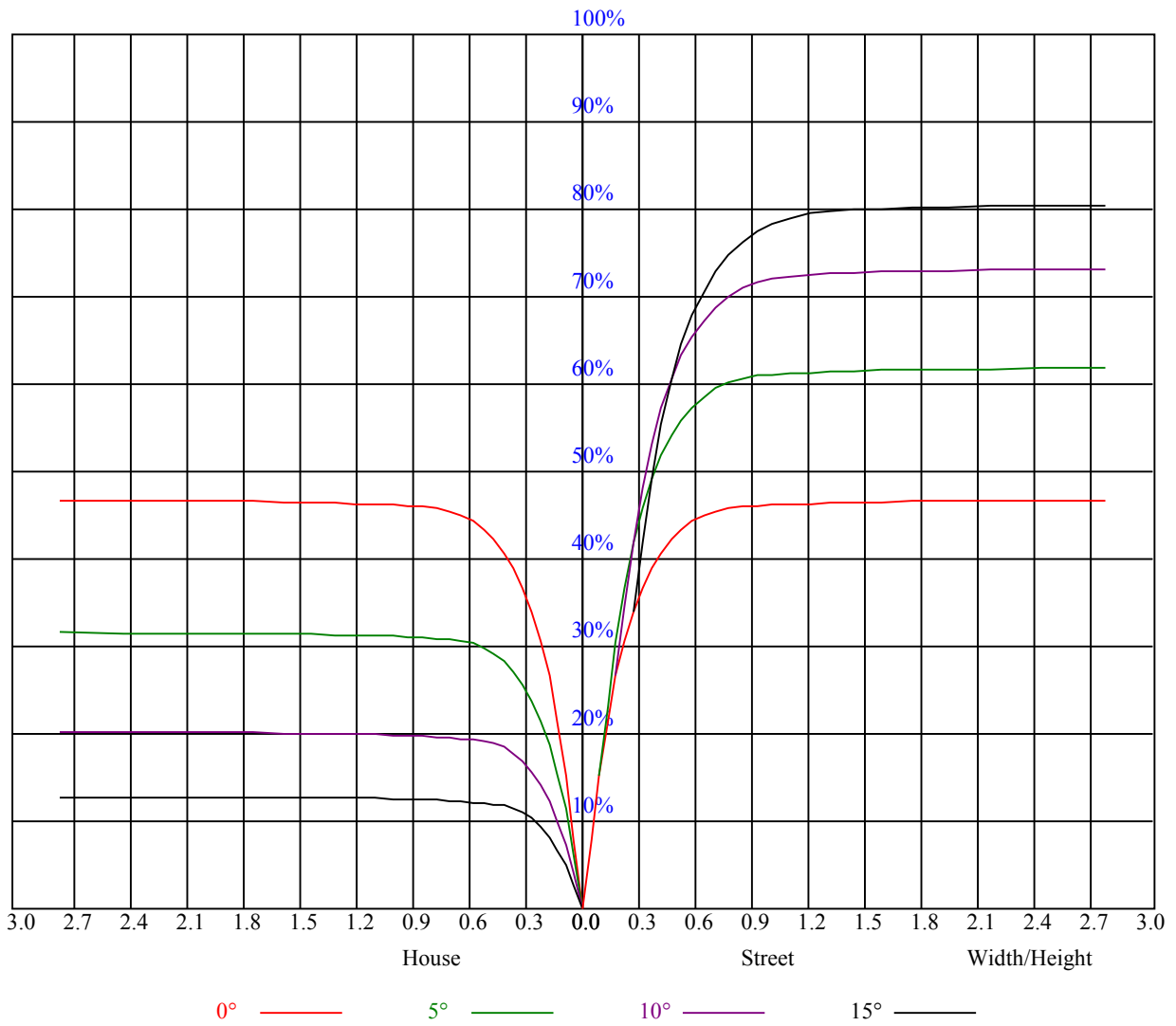


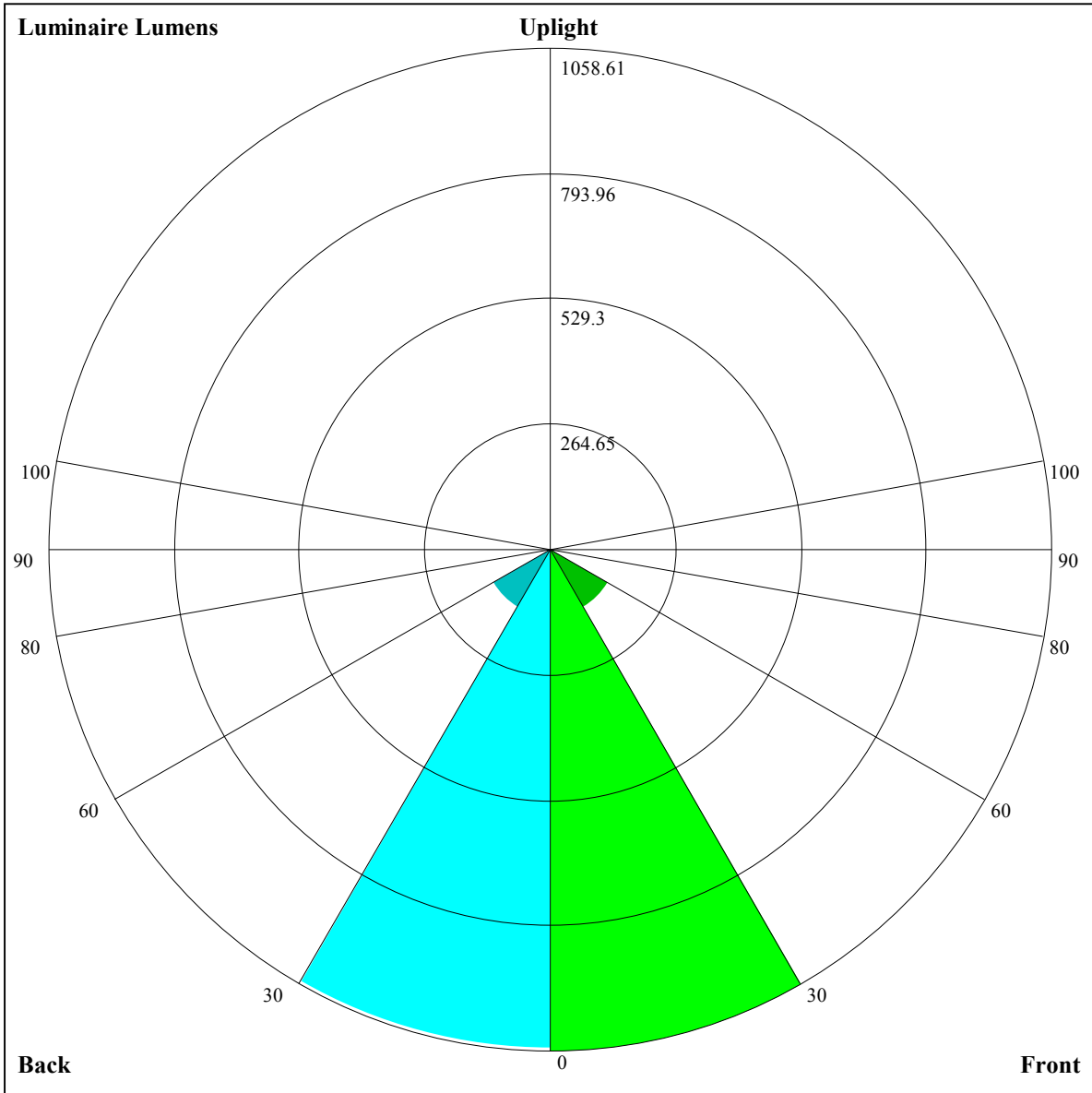
Illumination assessment according UGR											
Rf of Ceiling	70	70	50	50	30	70	70	50	50	30	
Rf of Wall	50	30	50	30	30	50	30	50	30	30	
Rf of Floor	20	20	20	20	20	20	20	20	20	20	
Room dimensions		Viewed crosswise					Viewed endwise				
X	Y										
2H	2H	非数字	非数字	非数字	非数字	非数字	非数字	非数字	非数字	非数字	
	3H	非数字	非数字	非数字	非数字	非数字	非数字	非数字	非数字	非数字	
	4H	非数字	非数字	非数字	非数字	非数字	非数字	非数字	非数字	非数字	
	6H	非数字	非数字	非数字	非数字	非数字	非数字	非数字	非数字	非数字	
	8H	非数字	非数字	非数字	非数字	非数字	非数字	非数字	非数字	非数字	
4H	12H	非数字	非数字	非数字	非数字	非数字	非数字	非数字	非数字	非数字	
	2H	非数字	非数字	非数字	非数字	非数字	非数字	非数字	非数字	非数字	
	3H	非数字	非数字	非数字	非数字	非数字	非数字	非数字	非数字	非数字	
	4H	非数字	非数字	非数字	非数字	非数字	非数字	非数字	非数字	非数字	
	6H	非数字	非数字	非数字	非数字	非数字	非数字	非数字	非数字	非数字	
8H	8H	非数字	非数字	非数字	非数字	非数字	非数字	非数字	非数字	非数字	
	12H	非数字	非数字	非数字	非数字	非数字	非数字	非数字	非数字	非数字	
	4H	非数字	非数字	非数字	非数字	非数字	非数字	非数字	非数字	非数字	
	6H	非数字	非数字	非数字	非数字	非数字	非数字	非数字	非数字	非数字	
	8H	非数字	非数字	非数字	非数字	非数字	非数字	非数字	非数字	非数字	
12H	12H	非数字	非数字	非数字	非数字	非数字	非数字	非数字	非数字	非数字	
	4H	非数字	非数字	非数字	非数字	非数字	非数字	非数字	非数字	非数字	
	6H	非数字	非数字	非数字	非数字	非数字	非数字	非数字	非数字	非数字	
	8H	非数字	非数字	非数字	非数字	非数字	非数字	非数字	非数字	非数字	
Variation with the observer position at spacings:											
S = 1.0H		非数字/非数字					非数字/非数字				
S = 1.5H		非数字/非数字					非数字/非数字				
S = 2.0H		非数字/非数字					非数字/非数字				
Standard tables:		BK0					BK0				
Uncorrected UGR		负无穷大					负无穷大				

UGR calculation is based on CIE Publ. 117 ,S/H = 0.25



RHOCC	80			70			50			30			10			0
RHOW	50	30	10	50	30	10	50	30	10	50	30	10	50	30	10	0
RCR	COEFFICIENTS OF UTILIZATION RHOFC=20 CU															
0	1.12	1.12	1.12	1.09	1.09	1.09	1.04	1.04	1.04	1.00	1.00	1.00	0.96	0.96	0.96	0.94
1	1.05	1.03	1.01	1.03	1.01	1.00	0.99	0.98	0.97	0.96	0.95	0.94	0.93	0.92	0.91	0.90
2	0.99	0.96	0.94	0.98	0.95	0.93	0.95	0.93	0.91	0.92	0.90	0.89	0.90	0.88	0.87	0.86
3	0.95	0.91	0.88	0.93	0.90	0.87	0.91	0.88	0.86	0.89	0.86	0.84	0.87	0.85	0.83	0.82
4	0.90	0.86	0.83	0.89	0.85	0.82	0.87	0.84	0.81	0.86	0.83	0.81	0.84	0.82	0.80	0.78
5	0.86	0.82	0.79	0.85	0.81	0.78	0.84	0.80	0.78	0.82	0.80	0.77	0.81	0.79	0.77	0.75
6	0.83	0.78	0.75	0.82	0.78	0.75	0.81	0.77	0.75	0.80	0.76	0.74	0.79	0.76	0.74	0.73
7	0.80	0.75	0.72	0.79	0.75	0.72	0.78	0.74	0.72	0.77	0.74	0.71	0.76	0.73	0.71	0.70
8	0.77	0.72	0.69	0.76	0.72	0.69	0.75	0.72	0.69	0.75	0.71	0.69	0.74	0.71	0.69	0.68
9	0.74	0.70	0.67	0.74	0.70	0.67	0.73	0.69	0.67	0.72	0.69	0.66	0.72	0.68	0.66	0.65
10	0.72	0.68	0.65	0.71	0.67	0.65	0.71	0.67	0.64	0.70	0.67	0.64	0.69	0.66	0.64	0.63





Luminaire Lumens:

FL=1058.61,FM=141.16,FH=10.33,FVH=1.21

BL=1053.11,BM=138.91,BH=10.48,BVH=1.2

UL=0,UH=0

BUG Rating:B3-U0-G0

Intensity data(cd)

C/γ(°)	0.0	1.0	2.0	3.0	4.0	5.0	6.0	7.0	8.0
0.0	11703.78	11089.48	11089.48	10671.66	9957.33	9065.87	8084.17	7072.39	6106.82
45.0	11692.63	11564.49	11202.33	10645.17	9909.71	9040.54	8065.51	7073.76	6126.58
90.0	11111.77	10578.05	10089.95	8775.62	7746.56	7134.78	5834.91	5345.13	4630.86
135.0	11770.64	11419.62	10873.60	10444.59	9207.69	8611.52	7580.77	6600.17	5697.56
180.0	11703.78	11670.35	11597.92	11152.19	10856.89	10205.01	8984.82	8394.23	7357.91
225.0	11692.63	11826.35	11742.78	11005.38	10765.22	10635.39	9825.88	8816.83	7729.79
270.0	11111.77	11111.77	11999.07	12116.08	12099.36	11876.50	11486.48	10890.32	10054.58
315.0	11770.64	11971.21	12032.50	11915.50	10971.37	10971.37	10556.28	9678.23	8633.55
360.0	11703.78	11089.48	11089.48	10671.66	9957.33	9065.87	8084.17	7072.39	6106.82
C/γ(°)	9.0	10.0	11.0	12.0	13.0	14.0	15.0	16.0	17.0
0.0	5237.06	4514.44	3932.20	3469.18	3087.52	2871.91	2572.15	2296.35	2065.13
45.0	5274.12	4572.10	3998.22	3535.77	3140.19	2861.61	2861.61	2212.25	1992.70
90.0	4040.85	3570.05	3172.78	2830.70	2538.19	2276.32	2049.52	1853.98	1694.62
135.0	4917.54	4293.52	3769.78	3335.20	2973.04	2839.32	2534.25	2110.80	1908.02
180.0	6377.30	5491.41	4722.53	4104.08	3602.63	3190.33	2833.75	2833.75	2288.57
225.0	6669.55	5694.52	4886.05	4221.35	3684.26	3259.14	2960.48	2584.39	2316.43
270.0	8995.97	7848.21	7157.33	5697.56	4861.82	4455.09	3864.50	3390.91	3006.47
315.0	7508.61	6624.98	5462.14	4662.08	4160.64	3630.75	3207.31	2852.99	2544.29
360.0	5237.06	4514.44	3932.20	3469.18	3087.52	2871.91	2572.15	2296.35	2065.13
C/γ(°)	18.0	19.0	20.0	21.0	22.0	23.0	24.0	25.0	26.0
0.0	1867.91	1695.72	1548.07	1423.29	1317.43	1202.10	1085.84	1070.38	998.85
45.0	1878.48	1705.76	1556.43	1429.96	1319.63	1222.13	1135.24	1056.66	988.70
90.0	1553.64	1431.07	1327.47	1218.24	1098.19	1098.19	1028.44	967.52	902.97
135.0	1734.19	1583.76	1503.50	1383.71	1244.42	1191.49	1110.70	1038.85	971.41
180.0	2055.67	1897.98	1686.84	1534.14	1435.53	1298.50	1221.03	1131.88	1055.56
225.0	2130.88	1921.37	1748.12	1591.54	1450.04	1327.47	1083.16	1083.16	1030.75
270.0	2867.18	2805.89	2182.71	1969.31	1788.81	1626.65	1483.47	1358.64	1265.07
315.0	2282.42	2054.56	1856.19	1682.95	1538.08	1405.47	1291.78	1069.80	1069.80
360.0	1867.91	1695.72	1548.07	1423.29	1317.43	1202.10	1085.84	1070.38	998.85
C/γ(°)	27.0	28.0	29.0	30.0	31.0	32.0	33.0	34.0	35.0
0.0	929.46	859.50	798.42	691.41	622.29	535.72	446.89	363.10	283.15
45.0	925.21	860.55	787.02	705.13	615.98	530.72	444.89	362.47	317.32
90.0	829.07	743.39	651.83	560.42	468.96	384.92	306.33	236.01	173.51
135.0	907.33	828.23	736.87	646.62	558.00	471.12	388.65	311.17	283.31
180.0	989.28	925.21	854.40	771.41	683.37	596.48	509.54	424.86	344.60
225.0	951.12	879.21	834.69	721.00	632.85	582.18	497.08	383.44	338.61
270.0	1139.13	1048.88	993.17	913.48	854.98	775.88	690.04	604.84	517.90
315.0	1025.97	985.70	894.46	851.41	771.88	684.05	597.16	513.12	427.44
360.0	929.46	859.50	798.42	691.41	622.29	535.72	446.89	363.10	283.15
C/γ(°)	36.0	37.0	38.0	39.0	40.0	41.0	42.0	43.0	44.0
0.0	214.24	153.80	108.17	81.73	67.39	59.13	52.30	46.94	43.00
45.0	317.32	172.67	122.63	86.89	68.33	59.13	52.40	45.94	42.10
90.0	122.52	87.52	68.54	60.29	52.77	47.88	43.94	42.00	38.00
135.0	222.44	137.14	96.24	72.64	62.39	55.87	51.09	46.99	43.47
180.0	299.50	299.50	149.86	121.95	87.94	70.01	62.34	56.24	51.51
225.0	266.91	204.36	150.33	106.65	79.90	66.86	59.66	54.24	49.72
270.0	431.54	347.96	301.71	301.71	143.18	97.08	68.75	59.92	52.04
315.0	345.39	273.90	207.94	147.28	98.50	67.49	55.72	50.78	46.36
360.0	214.24	153.80	108.17	81.73	67.39	59.13	52.30	46.94	43.00

Intensity data(cd)

C/γ(°)	45.0	46.0	47.0	48.0	49.0	50.0	51.0	52.0	53.0
0.0	39.47	36.64	34.11	32.01	30.12	29.12	27.54	26.54	26.12
45.0	38.90	36.27	33.96	31.70	29.91	28.49	27.44	27.07	26.28
90.0	36.43	34.22	32.12	30.49	29.17	28.12	27.17	26.44	26.23
135.0	40.16	37.42	35.01	32.85	31.06	29.54	28.28	27.44	26.86
180.0	46.89	43.15	39.84	37.06	34.64	32.54	30.80	29.33	28.23
225.0	45.47	41.68	38.42	35.53	33.27	31.12	29.80	28.17	27.39
270.0	48.94	45.52	42.26	39.05	36.37	33.85	31.80	29.96	28.33
315.0	43.05	40.32	36.69	34.22	32.64	30.38	28.96	27.39	26.12
360.0	39.47	36.64	34.11	32.01	30.12	29.12	27.54	26.54	26.12
C/γ(°)	54.0	55.0	56.0	57.0	58.0	59.0	60.0	61.0	62.0
0.0	25.39	25.07	25.07	24.76	24.65	24.02	22.86	21.66	19.87
45.0	25.91	26.02	25.76	25.55	25.55	25.02	23.76	22.34	20.55
90.0	26.07	25.60	25.39	24.65	23.34	21.76	19.71	17.08	14.72
135.0	26.44	26.18	25.97	25.49	24.76	24.07	21.87	21.03	19.08
180.0	27.44	26.75	26.33	26.02	25.65	25.34	24.76	23.71	21.87
225.0	26.91	26.28	26.07	25.97	25.97	25.44	25.02	24.18	22.71
270.0	26.96	25.76	25.18	24.55	24.13	23.86	23.97	23.65	23.44
315.0	25.07	24.55	23.97	23.60	23.71	23.50	23.23	22.81	22.02
360.0	25.39	25.07	25.07	24.76	24.65	24.02	22.86	21.66	19.87
C/γ(°)	63.0	64.0	65.0	66.0	67.0	68.0	69.0	70.0	71.0
0.0	17.35	15.19	12.88	10.78	9.51	8.57	7.88	7.31	7.04
45.0	17.82	15.03	12.67	10.57	9.30	8.41	7.67	7.15	6.73
90.0	12.40	11.20	9.78	8.73	7.99	7.46	6.94	6.52	6.04
135.0	16.77	14.35	11.93	10.25	9.15	8.30	7.62	7.04	6.62
180.0	20.66	18.61	16.19	14.30	11.83	10.14	9.15	8.25	7.62
225.0	20.97	19.19	16.66	14.30	11.98	10.25	9.20	8.25	7.57
270.0	22.76	21.55	20.34	18.50	16.45	14.45	12.30	10.25	9.15
315.0	20.81	19.40	17.40	15.30	13.09	10.88	9.62	8.94	7.78
360.0	17.35	15.19	12.88	10.78	9.51	8.57	7.88	7.31	7.04
C/γ(°)	72.0	73.0	74.0	75.0	76.0	77.0	78.0	79.0	80.0
0.0	6.47	6.04	5.83	5.20	5.10	4.68	4.36	4.05	3.68
45.0	6.25	6.04	5.52	5.20	4.94	4.57	4.15	3.78	3.42
90.0	5.68	5.20	4.84	4.47	4.10	3.78	3.31	3.00	2.68
135.0	6.20	5.83	5.41	5.05	4.73	4.52	3.99	3.63	3.42
180.0	7.04	6.62	6.20	5.78	5.41	5.05	4.73	4.31	3.94
225.0	6.99	6.57	6.10	5.83	5.47	5.10	4.78	4.47	4.10
270.0	8.20	7.52	6.94	6.52	6.04	5.62	5.26	4.94	4.63
315.0	7.25	6.89	6.47	6.04	5.68	5.31	4.94	4.68	4.31
360.0	6.47	6.04	5.83	5.20	5.10	4.68	4.36	4.05	3.68
C/γ(°)	81.0	82.0	83.0	84.0	85.0	86.0	87.0	88.0	89.0
0.0	3.26	2.84	2.47	2.21	2.00	1.68	1.42	1.26	1.00
45.0	3.10	2.73	2.31	1.94	1.73	1.42	1.21	0.95	0.84
90.0	2.37	2.10	1.84	1.52	1.37	1.16	0.84	0.79	0.84
135.0	2.94	2.63	2.31	2.00	1.68	1.52	1.31	0.95	0.79
180.0	3.73	3.26	2.89	2.47	2.21	2.05	1.73	1.47	1.21
225.0	3.78	3.31	3.00	2.68	2.31	2.05	1.79	1.52	1.26
270.0	4.26	3.94	3.63	3.21	2.89	2.47	2.26	1.89	1.68
315.0	3.99	3.73	3.31	3.05	2.73	2.37	2.10	1.79	1.58
360.0	3.26	2.84	2.47	2.21	2.00	1.68	1.42	1.26	1.00

Intensity data(cd)

C/γ(°)	90.0
0.0	1.00
45.0	0.84
90.0	0.84
135.0	0.84
180.0	0.89
225.0	1.10
270.0	1.42
315.0	1.47
360.0	1.00